

Green Globes PC Install

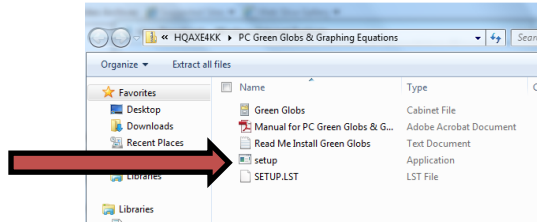
Step One: Installing the program

1. To Begin go to: http://www.greenglobs.net/gg_updates.html
2. From the Web page click on [here](#)

Updates for PC versions (scroll down to see updates for Mac OS X versions):

Click [here](#) to download PC version 3.4 (January, 2009) of "Green Globes & Graphing Equations": file "PC Green Globes & Graphing Equations.zip" (3MB)

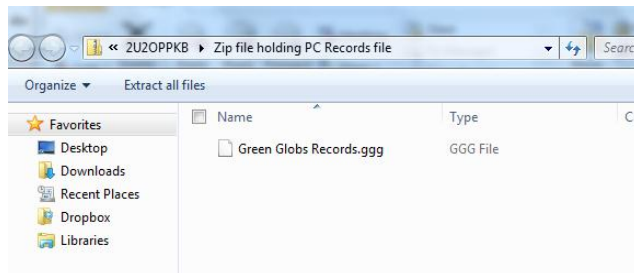
3. Download the file, then Double click on "setup"



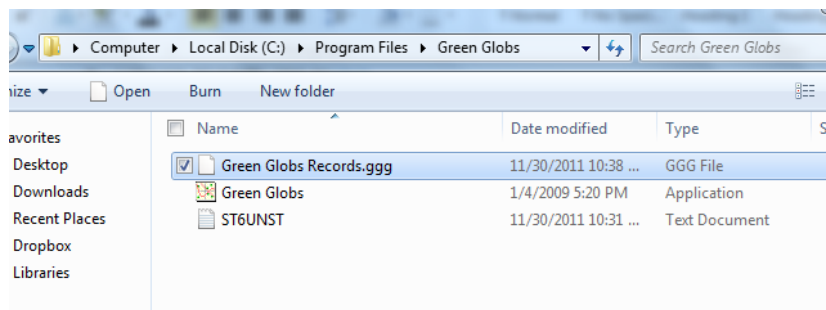
4. Run the complete install/setup

Step Two: Installing the GGG file

1. From the Frogtown Green Globes page under attachments, download the PC GGG Zip file. Double click to open and then Copy "**Green Globes Records.ggg**"



2. Paste the "**Green Globes Records.ggg**" into Green Globes Program file.
Computer- Local Disk- Program Files- Green Globes



3. The installation is Complete